

TATA YODHA 1700 HIGH DECK FOR FRUIT AND VEG APPLICATION




YODHA HSD FEATURES



Side and front panels-High strength low allow corrugated-1mm corrugated



Front 1mm perforated canopy for extra storage and utility



Embossed tail gate and robust locks and hinges



Floor panels-High strength low allow corrugated-1.4mm corrugated



R-pass sensors for parking assistance on rear



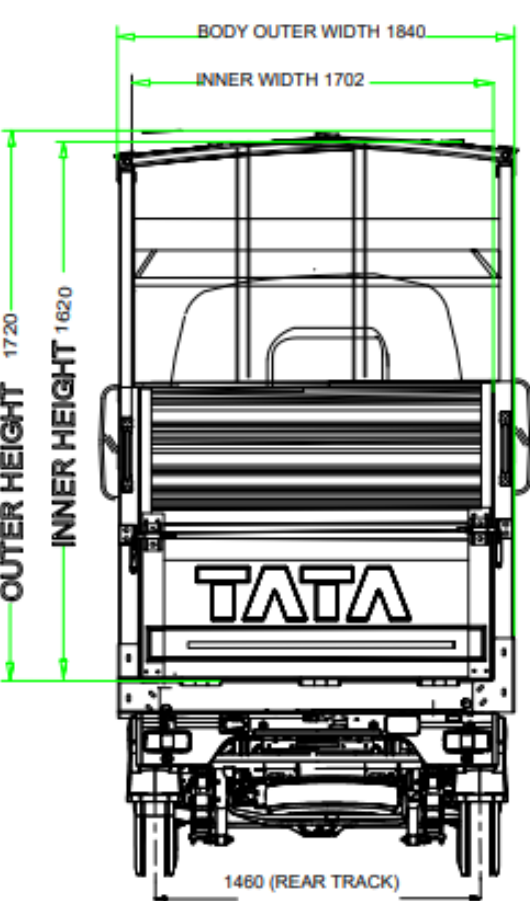
Sleek-design Mudguard



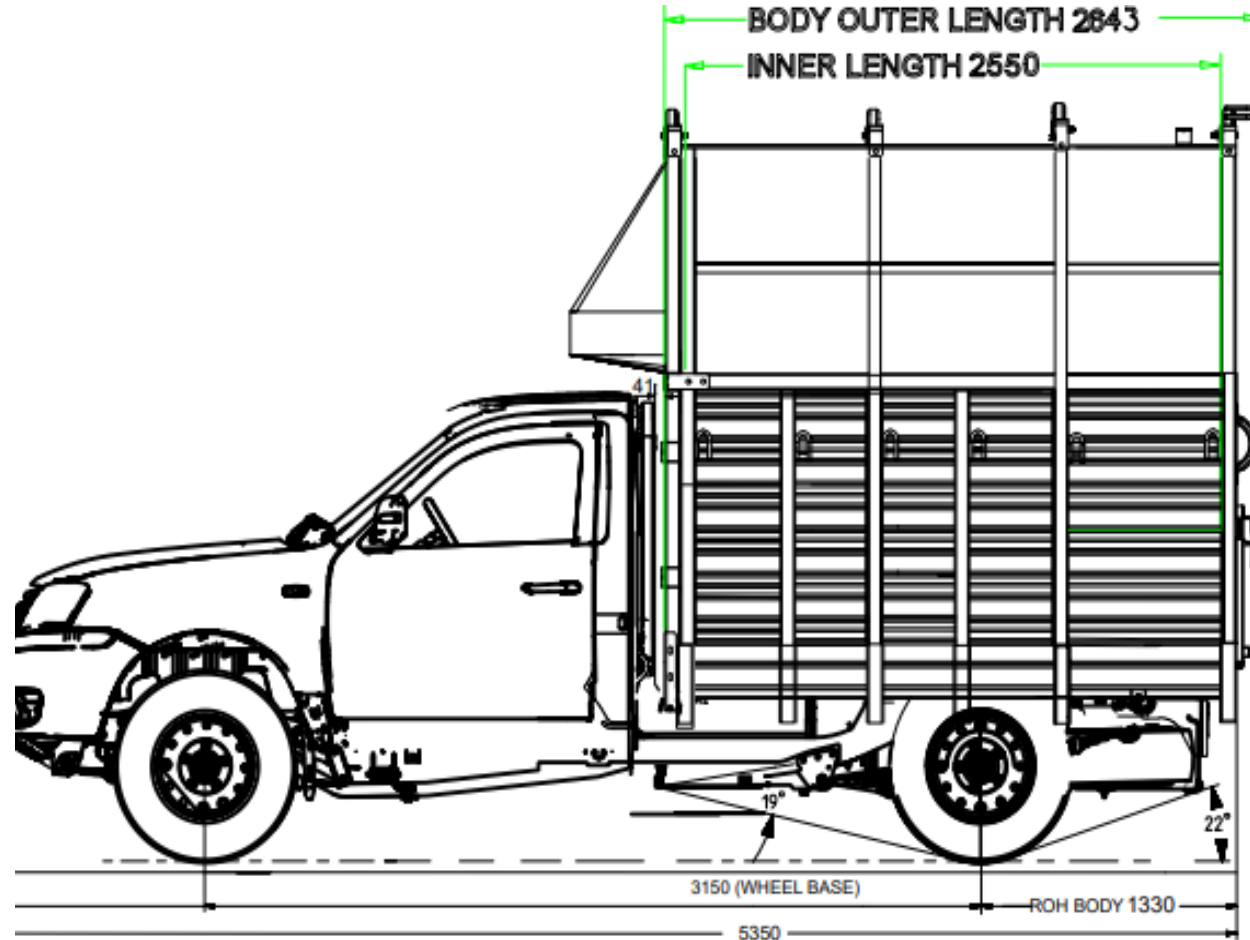
Higher payload-More than 1.5T



YODHA HSD SPECIFICATIONS



REAR VIEW



CO- DRIVER VIEW

Body Dimensions

- Internal (mm)-2550x1702x1620
- External (mm)-2643x1840x1720
- Front Canopy (mm)- 900x600x240

Body Specs

- Side & Front Panel-1mm HSLA
- Floor panel-1.4mm HSLA
- Tail Gate- 1.22mm EDD 513
- Canopy- 1mm Perforated sheet on sides, front and floor with 20x20mm tubular structure

Weight

- GVW-3490 kg
- Chassis wt.-1610kg
- Body wt.-300kg
- Payload-1580kg

YODHA HSD PHOTOS



YODHA HSD PHOTOS



THANK YOU